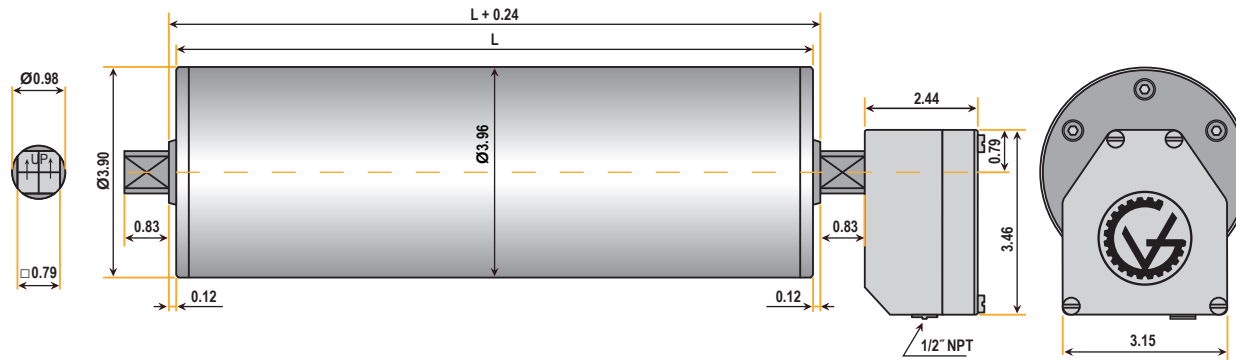


TM100 SERIES (4.0" diameter)



DIMENSIONS (in inches)

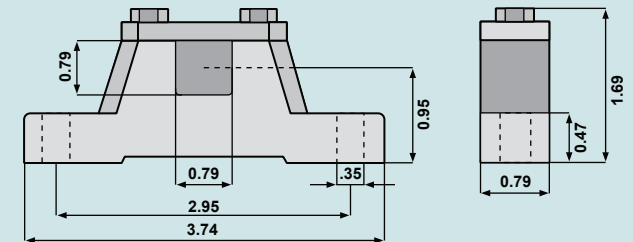
TM100B25 Drum Motor (matching Idler KT100B25**)



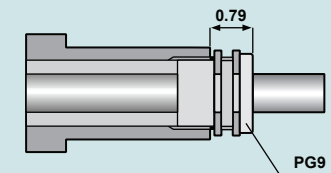
Standard drum motor face widths* (L) in inches:

10.24	10.83	12.20	14.17	16.14	18.11	20.08	22.05	24.02
25.98	27.95	29.92	31.89	33.86	35.83	37.80	39.76	41.73
43.70	45.67							

Bracket AB 20



Optional Cable Type



Note: When Optional Cable Type is selected, the minimum face width (L) increases by 1.969 inches.

*Some face widths are not available in all horsepower. **Idler dimensions are identical to the drum motor with no junction box. For minimum available face widths refer to Standard-duty Catalog page 19.