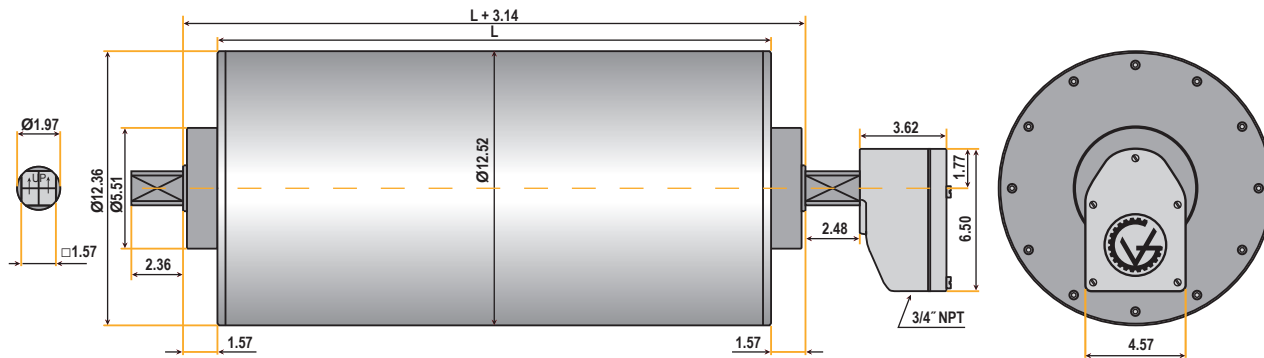


TM315 SERIES (12.5" diameter)



DIMENSIONS (in inches)

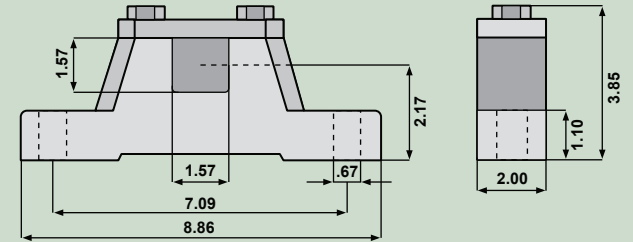
TM315A50 Drum Motor (matching Idler KT315A50**)



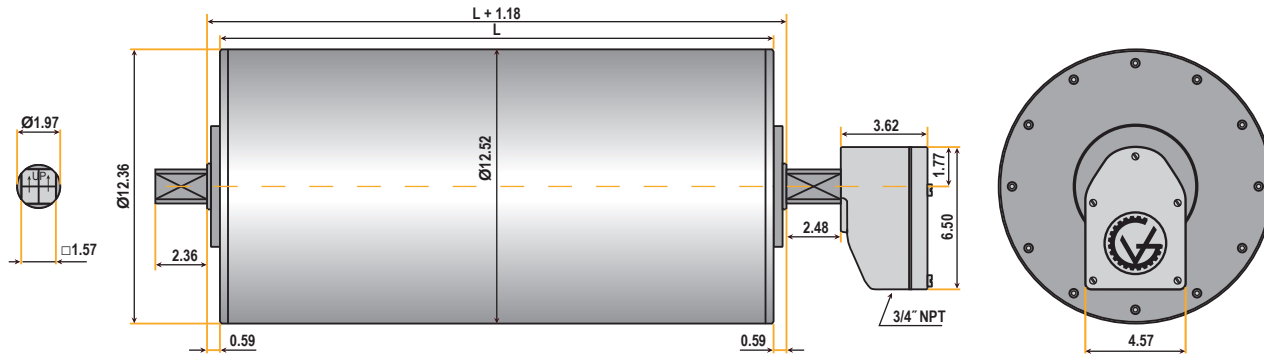
Standard face widths* (L) in inches:

19.69	21.65	23.62	25.59	27.56	29.53	31.50	33.46	35.43
37.40	39.37	41.34	43.31	45.28	47.24	49.21	51.18	53.15
55.12								

Bracket AB 50



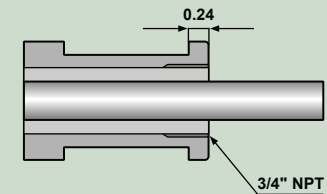
TM315B50 Drum Motor (matching Idler KT315B50**)



Standard face widths* (L) in inches:

21.65	23.62	25.59	27.56	29.53	31.50	33.46	35.43	37.40
39.37	41.34	43.31	45.28	47.24	49.21	51.18	53.15	55.12

Optional Cable Type



Note: When Optional Cable Type is selected, the minimum face width (L) increases by 1.969 inches.

*Some face widths are not available in all horsepower. For minimum available face widths refer to TM315 Specifications.

**Idler dimensions are identical to the drum motor with no junction box.